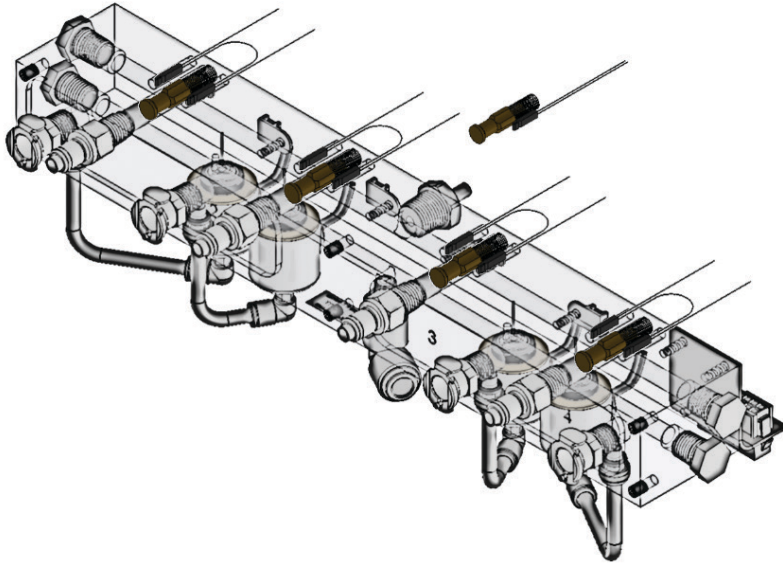




FS SERIES



Specifications

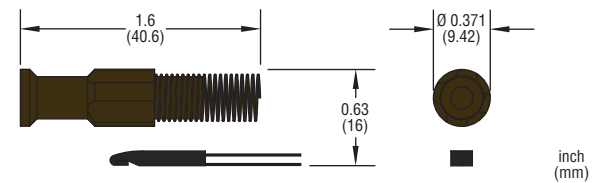
All specifications listed are of “typical applications” and do not represent the extreme ranges of applications. For extreme applications consultations are encouraged.

Threshold Indication (Flow Set Point Range)	
Liquid	0.1 to 1.5 GPM (0.4 to 5.7 l/min)
Gas	0.5 to 25 SCFM (0.9 to 42.4 Sm ³ /hr)
Set Point Accuracy	±15%
Set Point Differential	20% Maximum
Switch Type	SPST or SPDT
Switch Load	20VA
Operating Temperature	
Plastic Manifolds	0°F to 225°F (-17°C to +107°C)
Alloy Manifolds	-20°F to +250°F (-29°C to +121°C)
Operating Pressure	
Plastic Manifolds	250 PSIG (17.2 bar)
Alloy Manifolds	1000 PSIG (69 bar)
Wetted Materials	
Piston Options	Ryton® R4, Brass, Stainless Steel
Springs	316 Stainless Steel
Other Wetted	Epoxy
Recommended Filtration (Integrated pre-filters available)	50 Microns or Better

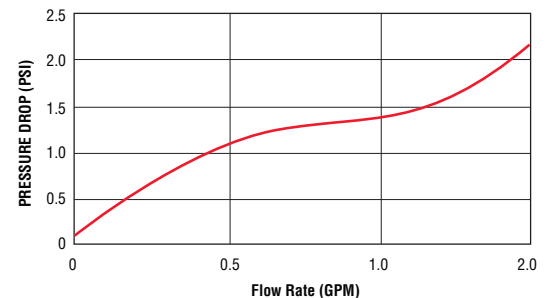
Discrete Flow Solutions

Utilized in a wide variety of critical applications due to its field proven reliability. Piston/reed technology is well suited to be integrated within a fluid path.

Typical Space Requirements



Typical Pressure Drop



For current information on this or other Gems Integrated Solutions, please visit...

GemsSensors.com/fluidic-systems/integrated-sensors